

BAL BHARATI PUBLIC SCHOOL, KHANDWA

SUMMER HOLIDAY HOMEWORK SHEET -2025-26

CLASS-I

Name: _____

Dear Students

I wish you a hot and refreshing summer. Consume juicy fruits and spend quality time with your family. Have a fun and exciting vacation! But do not forget to utilize your summer break with constructive work. Indulge yourself in fun and meaningful activities. Given below is your holiday homework to make your summer break even more meaningful!

With Love

Ankita Agrawal

Class Teacher



SUBJECT : EVS

A) ACTIVITY TIME - Conduct an interview of one Family Member. Record your video of 2-3 minutes in the following format :-

Particulars to be asked –

1. NAME (What is your full name?) :
2. AGE (When and where were you born?) :
3. ADDRESS (Where do you live?) :
4. LIKES (What was your childhood like?) :
5. SCHOOL NAME (What school did you go to?) :
6. HOBBIES (What are your favourite hobbies or activities?) :
7. MEMORY (What is a special memory from your life?) :
8. FAVOURITE CUISINE (What is your favourite food?) :

About Myself

Tina is in her classroom. It is her first day of the new class.



Tina wants to know

Your favourite :

Food _____

Colour _____

Fruit _____

Game _____

Flower _____

B) Give an introduction about yourself like Tina. Write 10 lines about yourself .

Handwriting practice lines for the introduction section.

C) Think Tank !

We are all different from each other. Each one of us is special.

Are you special ? Why so ?

Handwriting practice lines for the Think Tank section.

D) Fill in the blanks and colour the cake

My birthday is on _____.



ISL

SUBJECT : ENGLISH

Draw a line to match each uppercase
letter to its lowercase letter

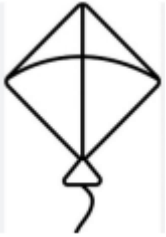


A .
B .
C .
D .
E .
F .
G .
H .

. c
. e
. b
. a
. h
. g
. f
. d

4. Look at the picture given below and write its name.











1. Write Capital letters (A to Z).

Handwriting practice lines for capital letters (A to Z). The page contains 10 sets of three horizontal lines (top, middle, and bottom) for writing practice.

2. Write Small letters (a to z).

Handwriting practice lines for small letters (a to z). The page contains 10 sets of three horizontal lines (top, middle, and bottom) for writing practice.

SUBJECT :MATHS

Let's Think About Numbers 1-100



Write the missing numbers.

1			4		6	7	8		10
	12	13		15		17		19	20
21		23	24		26		28		
31	32		34			37		39	40
		43			46		48		50
	52		54		56			59	60
61		63		65		67			70
	72		74		76		78	79	
81		83		85		87		89	90
91	92		94			97	98		100

Color by Number Words

Directions: Use the color code to color the picture.

1=orange	2=green	3=red
4=blue	5=brown	



Seventy-three	73	72	71
---------------	----	----	----

Twenty-seven	21	27	26
--------------	----	----	----

Sixty-one	91	61	16
-----------	----	----	----

Eighty-eight	88	78	86
--------------	----	----	----

Ninety-four	64	94	96
-------------	----	----	----

Seventy-nine	89	69	79
--------------	----	----	----

Ninety-six	96	69	99
------------	----	----	----

Eighty-three	83	81	87
--------------	----	----	----

1)

56	57	58		60		62	
----	----	----	--	----	--	----	--

2)

31	32		34	35		37	
----	----	--	----	----	--	----	--

3)

17		19	20		22		24
----	--	----	----	--	----	--	----

4)

75	76			79		81	
----	----	--	--	----	--	----	--

5)

	42	43		45		47	
--	----	----	--	----	--	----	--

6)

14		16	17			20	
----	--	----	----	--	--	----	--

Write number words (11-20)

Grade 1 Numbers Worksheet

Trace and write the number words.

11	Eleven	Eleven
12	Twelve	
13	Thirteen	
14	Fourteen	
15	Fifteen	
16	Sixteen	
17	Seventeen	
18	Eighteen	
19	Nineteen	
20	Twenty	

Write number words (31-40)

Trace and write the number words.

31	Thirty One	Thirty One
32	Thirty Two	
33	Thirty Three	
34	Thirty Four	
35	Thirty Five	
36	Thirty Six	
37	Thirty Seven	
38	Thirty Eight	
39	Thirty Nine	
40	Forty	

Write number words (41-50)

Trace and write the number words.

41	Forty One	Forty One
42	Forty Two	
43	Forty Three	
44	Forty Four	
45	Forty Five	
46	Forty Six	
47	Forty Seven	
48	Forty Eight	
49	Forty Nine	
50	Fifty	

Write number words (51-60)

Grade 1 Numbers Worksheet

Trace and write the number words.

51	Fifty One	Fifty One
52	Fifty Two	
53	Fifty Three	
54	Fifty Four	
55	Fifty Five	
56	Fifty Six	
57	Fifty Seven	
58	Fifty Eight	
59	Fifty Nine	
60	Sixty	

Write number words (61-70)

Grade 1 Numbers Worksheet

Trace and write the number words.

61	Sixty One	Sixty One
62	Sixty Two	
63	Sixty Three	
64	Sixty Four	
65	Sixty Five	
66	Sixty Six	
67	Sixty Seven	
68	Sixty Eight	
69	Sixty Nine	
70	Seventy	

Write number words (71-80)

Grade 1 Numbers Worksheet

Trace and write the number words.

71	Seventy One	Seventy One
72	Seventy Two	
73	Seventy Three	
74	Seventy Four	
75	Seventy Five	
76	Seventy Six	
77	Seventy Seven	
78	Seventy Eight	
79	Seventy Nine	
80	Eighty	

Write number words (81-90)

Grade 1 Numbers Worksheet

Trace and write the number words.

81	Eighty One	Eighty One
82	Eighty Two	
83	Eighty Three	
84	Eighty Four	
85	Eighty Five	
86	Eighty Six	
87	Eighty Seven	
88	Eighty Eight	
89	Eighty Nine	
90	Ninty	

Write number words (91-100)

Grade 1 Numbers Worksheet

Trace and write the number words.

91	Ninety One	Ninety One
92	Ninety Two	
93	Ninety Three	
94	Ninety Four	
95	Ninety Five	
96	Ninety Six	
97	Ninety Seven	
98	Ninety Eight	
99	Ninety Nine	
100	Hundred	

SUBJECT : HINDI

अक्षर जोड़ो शब्द बनाओ

आ
रा
बा
ना

म

हा
का
मा
बा

ल

हा
रा
आ
खा

स

आ (I) की मात्रा वाले शब्द को सही चित्र से मिलायें



कार



आठ



आम



हाथ



अनार

8

बादल



गाजर



जहाज



टमाटर



जानवर



व्यंजन

क

ग

ङ

छ

झ

ञ

ट

ड

ण

थ

ध

प

ब

म

य

ल

व

ष

स

क्ष


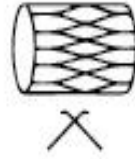
श्र

अक्षर से सम्बंधित चित्र पर (✓) का निशान लगाओ (क - न)

क



ढ




च



थ



ग



त



SUBJECT :PHYSICAL EDUCATION AND SPORTS

1. Sports Equipment Hunt

Draw your favorite sport and colour it in your drawing notebook.
(like cricket, football, badminton, etc.)

2. Fitness Fun Chart

Make a weekly chart and fill in GK notebook what exercises or games you played each day (like jumping jacks, skipping, cycling, etc.)

Example :	Day	Activity
	Monday	E.g. Skipping rope
	Tuesday	_____
	Wednesday	_____
	Thursday	_____
	Friday	_____
	Saturday	_____
	Sunday	_____

3. Know the Players (Matching Game).

Write the following sports name to the players:

(Football ,Boxing, Badminton, Cricket, Javelin Throw,)

<u>Player</u>	<u>Sport</u>
P.V. Sindhu	_____
Virat Kohli	_____
Neeraj Chopra	_____
Mary Kom	_____

4. Healthy Habits Poster

Make a small poster on "How to stay fit and healthy." In your drawing notebook.
(Use pictures or drawings of sports, fruits, water, sleep, etc.)

SUBJECT :COMPUTER

Identify and match the parts of the computer with its name.



1.

keyboard



2.

monitor



3.

printer



4.

CPU



5.

Mouse



6.

Speaker

How is a computer different from you? Write 'Yes' or 'No' against these questions:

a. Can you move?




Can a computer move?

b. Can you remember things?



Can a computer remember things?

c. Do you get tired?



Does a computer get tired?

d. Do you make mistakes?




Does a computer make mistakes?

e. Can you think?



Can a computer think?

Make a model of the physical parts of a computer using the image given below as a reference.



SUBJECT : GK

Q. Fill in the blanks of animal's homes.



An

is a house for an ant.




A

is a house for a bee.



A

is a house for a spider.



A

is a house for a rabbit.



web

ant hill

hive

burrow


Q. Match the animals with its baby.



Cat



Dog



Sheep



Horse



Hen



Foal



Lamb



Kitten



Chick



Puppy

Write the given extract in the space provided below. This will help in improving your Hindi and English handwriting, spelling, and sentence formation.

मेरी माँ पर निबंध। Essay on My Mother !




मेरी माँ का नाम श्रीमती जोया रॉय है। मेरी माँ एक ताकत का प्रतीक है जो पूरे परिवार को एक साथ रखती है। वह एक बहुत ही देखभाल करने वाला व्यक्ति है जो मेरे परिवार के सभी सदस्यों पर प्यार और स्नेह दिखाता है। वह मेरे परिवार के विभिन्न सदस्यों की एक कड़ी है क्योंकि वह सभी को एक साथ बांधती है। वह मेरे चेहरे पर मुस्कान देखने के लिए अपनी सभी इच्छाओं, जरूरतों और इच्छाओं का त्याग करती है। वह मेरी पढ़ाई में मेरी मदद करती है और मेरा स्कूल का होमवर्क करते समय मेरा मार्गदर्शन करती है। मेरे प्रति उसका प्यार बिना शर्त है और वह मेरा और पूरे परिवार का ख्याल रखती है।

मेरा बगीचा पर निबंध. Essay on My Garden



मेरे घर के सामने एक छोटा सा सुंदर बगीचा है। मेरे बगीचे में गुलाब, ऑर्किड, सूरजमुखी और गेंदे जैसे कई खूबसूरत फूल हैं। मेरे दादाजी को बागवानी बहुत पसंद है और वह हमारे बगीचे में रोज़ जाते हैं। उन्होंने मुझे सिखाया कि कैसे पौधों को रोजाना पानी दिया जाए। मैं हर शाम अपने पालतू कुत्ते, जिमी के साथ बगीचे में खेलता हूँ। जब भी मैं अपने परिवार के साथ छुट्टी मनाने जाता हूँ, तो हम पड़ोस में नर्सरी में जाते हैं और अपने बगीचे के लिए अधिक पौधे एकत्र करते हैं। मेरा पसंदीदा फूल एक आर्किड है और हमारे बगीचे में विभिन्न किस्में हैं।

आम पर निबंध. Essay on Mango



आम भारत का राष्ट्रीय फल है जो एक और सभी को पसंद है। यह एक बहुत ही रसदार, गूदा और सुस्वाद फल है। पके आम का सेवन या तो कच्चे या सलाद, जूस, जाम, मिल्कशेक या अचार के रूप में किया जा सकता है। आम विभिन्न विटामिन और खनिजों का एक समृद्ध स्रोत है। यह फलों का राजा माना जाता है और विभिन्न आकृतियों और आकारों में आता है। भारत में विभिन्न प्रकार के आमों की खेती की जाती है जैसे अल्फांसो, दशेरी, लंगड़ा, बादामी, मालदा, बंगानपल्ली। यह भारत में विभिन्न भागों में गर्मी के मौसम के दौरान बड़े पैमाने पर बढ़ता है। आम मेरा पसंदीदा फल है क्योंकि इसमें मीठा और ताजा स्वाद होता है। इसके स्वाद के अलावा, फल के कई पोषण और स्वास्थ्य लाभ भी हैं। आम एक स्वादिष्ट फल है और हर कोई इसके रसदार और होंठ-स्मूदी स्वाद से प्यार करता है।

Write a paragraph on “My School”

My school is my favorite place. I have many friends in my school who always help me. My teachers are very friendly and take care of my parents. Our school is very beautiful. It has many classrooms, a playground, a garden. Our school is very big and famous. People living in our city send their children to study here. Our school also provides free education to poor children. I am proud of my school and love it very much.




Write a paragraph on “ My Family”


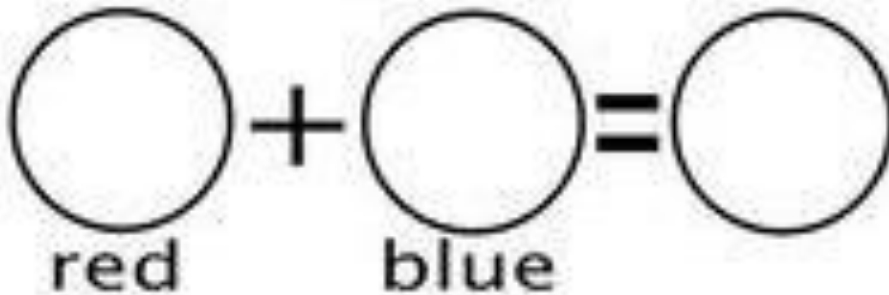
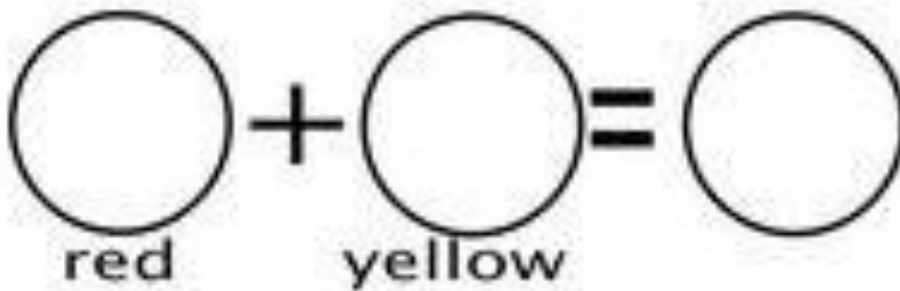
My Family: I have a wonderful family that consists of my mom, dad, and younger sister. My mom is a nurse, and my dad is a teacher. My sister is only five years old, but she is already very smart and funny. We love spending time together, whether it's playing board games or going on family trips. I feel very lucky to have such a loving and supportive family.

SUBJECT - ART & CRAFT

Colour in shapes with using Primary colour and secondary colour.

Primary Colors:

		
Red	Yellow	Blue




Colour Mixing

Colour the splats to complete the sums.

primary

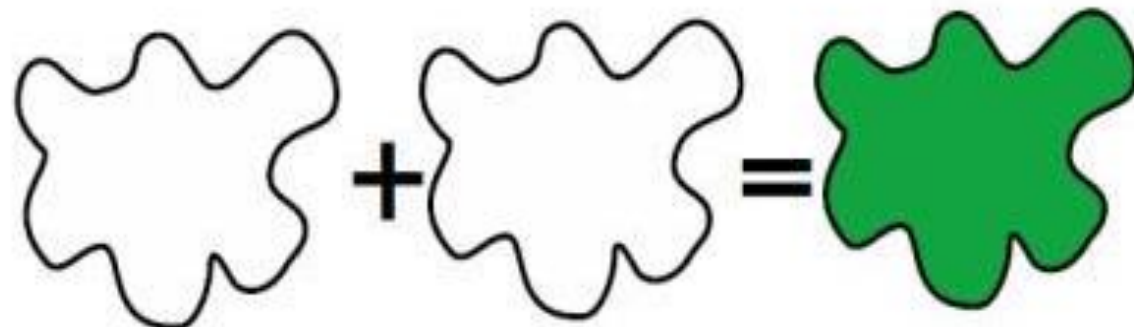
secondary



orange



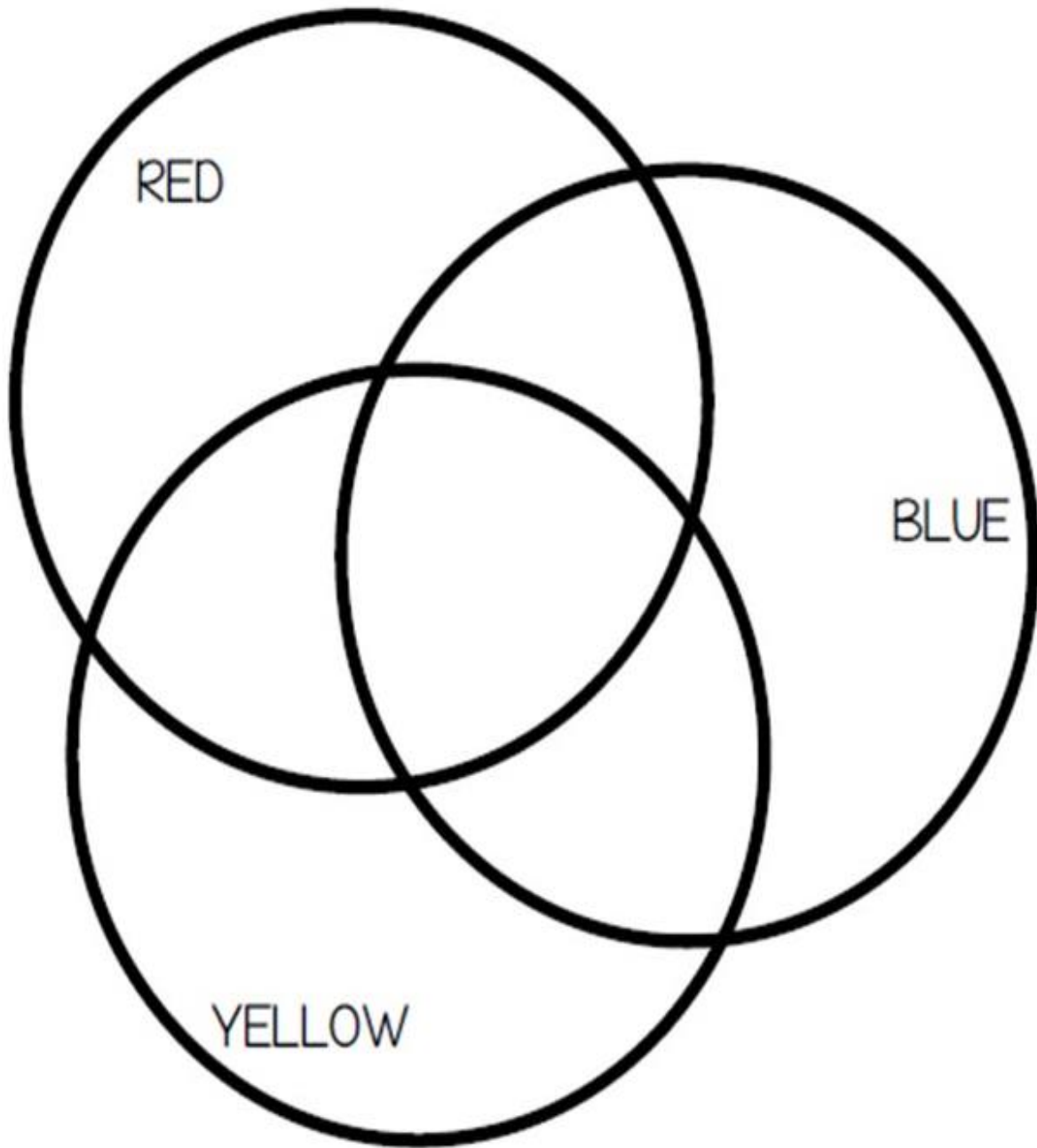
purple



green

1. Draw a colour wheel using primary and secondary.

Color Wheel



Colour Hunt Challenge!

Instructions: Look around your house and write the item name:

1 item that is a primary colour

1 item that is a secondary colour

Primary Colour Item: _____

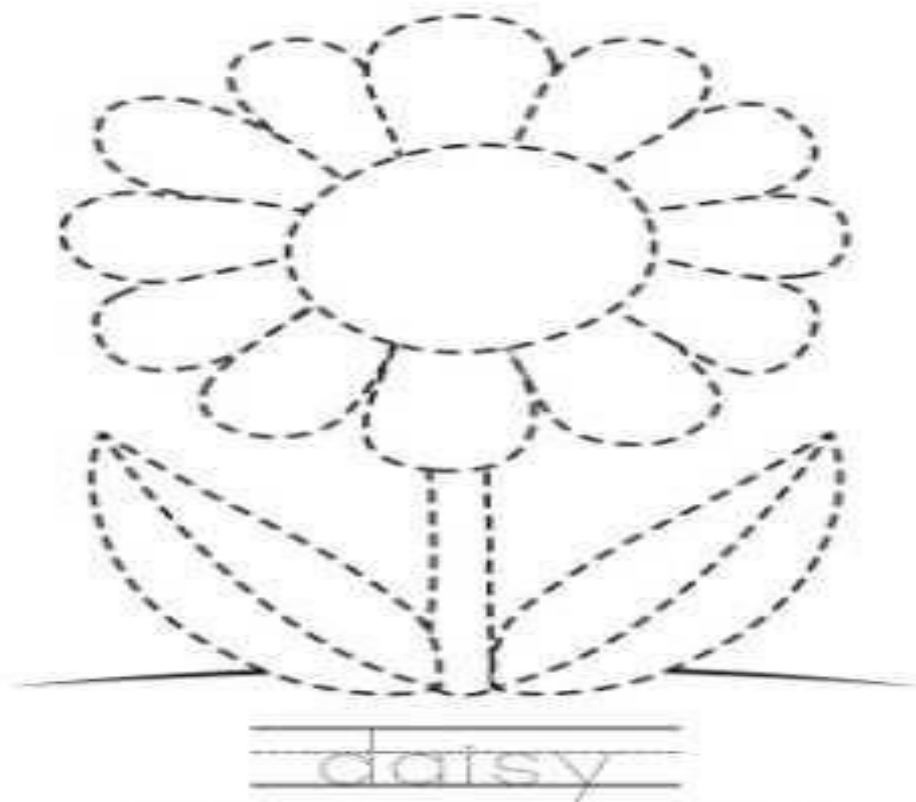
Secondary Colour Item: _____

My Colour Creation!


Draw a simple scenery or object (flower pot, tree, rainbow, sun, etc.) using primary colour and secondary colour.

Tracing and drawing !


Join the line to complete the picture and colour it.




Join the dashes to shape the vegetables and colour them.




Tomato




Bottle Gourd





Brinjal



Pumpkin



Trace the Fruit



INTEGRATED LEARNING ACTIVITY:

As part of our integrated learning activities, we are assigning a creative project for the students – **a scrapbook on the theme "About Me."** This project aims to help students express themselves, reflect on their identity, and showcase their creativity.

We kindly request your support in helping your child prepare this scrapbook at home. The scrapbook may include sections such as family, hobbies, favorite things, dreams, fun facts, achievements, and more. Students are encouraged to include drawings, photographs, cut-outs, and other decorative materials to make their scrapbooks vibrant and personal.

Thank you for your continued cooperation and involvement in your child's learning journey.

I am sharing some link for helping to make scrap book.-

1. https://youtube.com/watch?v=_ySOtDsrtIA&feature=shared
2. <https://youtu.be/JVPIMQaZrZQ?feature=shared>

- **Assessment criteria : Presentation-02, Neatness-01, Content- 01, Submission-01**
- **Each subject carries 05 Marks**
- **Integrated Project is to be done in a Scrap Book**



HAPPY HOLIDAYS!!