

BAL BHARATI PUBLIC SCHOOL, KHANDWA
HOLIDAY HOMEWORK WORKSHEET

Name-

Class-IV

Date-

Hello Amazing Students! 🎉

The holidays are here — time for cozy days, yummy treats, and a little sprinkle of homework magic! ✨
To keep your brains buzzing (and not turning into marshmallows 🍌), I have a *holiday mission* for you!

Your Holiday Tasks:

- 📄 **Worksheets:** Complete the holiday worksheets — think of them as brain warm-ups before the big return!
- 🎨 **Projects:** Get creative and dive into your project work. Add your sparkle, your ideas, and lots of color — make it your masterpiece!

A Few Friendly Tips:

- Work a little bit each day — your future self will be SO proud!
- Make it fun: put on some music, grab some snacks, and turn homework time into a mini party! 🎵 🍿
- Ask if you need help — superheroes always call in their teams when needed. 🦸 🦹

Have a fantastic holiday filled with laughter, adventure, and just the right amount of homework!
I can't wait to see all the brilliant work you'll bring back. 📁 ☀️

Stay awesome,
Your Class Teacher
Ms. Mahima Choudhary



SUBJECT-ENGLISH

➤ **Literature**

1. Lesson 1 – The River Bank

- Read the chapter and underline new words.
- Write any five new words with their meanings in your notebook.
- Write a short character sketch of Mole (in 4–5 sentences).

2. Poem – The Champa Flower

- Learn the poem with correct pronunciation and intonation.
- Write any four lines of the poem and illustrate it with a colorful drawing.

➤ **Grammar**

3. Kinds of Nouns (Proper, Common, Collective, Abstract)

- Draw a four-part noun tree showing each kind of noun with two examples and pictures (on A4 sheet).

4. Noun – Number

- Write five pairs of sentences: one with a singular noun and the other with its plural form. Example:
- The child is playing.
- The children are playing.

5. Noun – Gender (Board Activity)

- Make a table with Masculine, Feminine, Common, and Neuter nouns. Write two examples for each.

➤ Writing Skills

7. Paragraph Writing

Write a paragraph on the topic: "My Favourite Festival"

(Hints: Name of the festival, how you celebrate it, who joins you, what you enjoy the most – about 6–8 lines)

➤ Speaking Skills

Summer Assignment: **Vlog on How You Spent Your Summer Vacation**

Topic: My Summer Vacation Highlights

Instructions:

1. Create a short vlog (3-4 minutes) sharing how you spent your summer vacation.
2. Talk about new things you learned, activities you enjoyed, places you visited, or any hobby you explored.
3. Reflect on how the vacation helped you relax, grow, or try something different.
4. Keep the vlog lively, personal, and creative. You can add photos, drawings, or short clips to make it interesting.

Tips for Students:

- Focus on special or memorable moments.
- Keep your presentation cheerful and organized.

Note: All work to be done neatly in the English notebook. Use colours and creativity wherever needed. Vlog to be submitted after summer break.

SUBJECT-HINDI

ग्रीष्मावकाश गृह कार्य – हिंदी (कक्षा– IV)

समयावधि: 10 मई 2025 – 10 जून 2025

1. पाठ आधारित गतिविधियाँ (पुस्तक: रिमझिम)

- मन के भोले-भाले बादल

1. कविता का सारांश 15 से 20 वाक्यों में लिखिए।

- बारिश के मौसम में आपके आस-पास कौन-कौन से बदलाव होते हैं? लिखें—
- बारिश के मौसम में कौन से त्योहार मनाए जाते हैं? किन्हीं दो त्योहारों के नाम लिखें —

2— अकबर और बीरबल की कोई एक कहानी लिखें, जिसमें बीरबल की बुद्धिमानी या हाजिरजवाबी को दिखाया गया हो।

2. शब्द अभ्यास

(क) विलोम शब्द (30 प्रश्न)

प्रश्न: नीचे दिए गए शब्दों के विलोम शब्द लिखिए:

(उदाहरण: अंधेरा – उजाला)

- | | | | | |
|----------|-----------|----------|-----------|----------|
| 1. दिन | 2. सच | 3. कठिन | 4. गर्म | 5. नया |
| 6. शत्रु | 7. दुख | 8. ऊपर | 9. लंबा | 10. अधिक |
| 11. मंद | 12. जल्दी | 13. मीठा | 14. शुद्ध | 15. भारी |

(और इसी प्रकार कुल 30 शब्द)

(ख) स्त्रीलिंग - पुल्लिंग शब्द

इन शब्दों के लिंग बदलकर लिखें –

- | | | | | |
|------------|----------|----------|---------|---------------|
| 1. राजा | 2. पुत्र | 3. बकरी | 4. गायक | 5. नृत्यांगना |
| 6. अध्यापक | 7. लेखक | 8. लड़की | 9. सेठ | 10. मालकिन |

(और इसी प्रकार कुल 20 शब्द लिखें)

प्रश्न: दिए गए वाक्यांशों के लिए एक शब्द लिखिए:

- | | | |
|-------------------------------------------------------------|-----------------------|------------------------------|
| 1. जो न मरता हो | 2. जो सब जगह हो | 3. जो सबका प्रिय हो |
| 4. जो पढ़ा-लिखा हो | 5. जो समय का पालन करे | 6. जिसके पास सब विद्याएँ हों |
| 7. जो डरता न हो | 8. जिसे भूख न लगती हो | 9. जो जल्दी क्रोध करे |
| 10. जो स्वार्थी न हो (इसी प्रकार कुल 15 और वाक्यांश लिखें) | | |

3. अनुच्छेद लेखन

विषय: इनमें से किन्हीं तीन पसंदीदा त्योहारों पर 60 से 80 शब्दों का अनुच्छेद लिखिए।

विकल्प:

दिवाली ईद रक्षाबंधन होली मकर संक्रांति

4. डायरी लेखन

तिथि: 10 मई 2025 से 10 जून 2025 तक

प्रत्येक दिन का संक्षिप्त विवरण (3-4 पंक्तियों में) अपनी गतिविधियों के आधार पर लिखिए। आप चाहें तो चित्र भी बना सकते हैं।

5. यात्रा वृत्तांत

विषय: यदि आप गर्मी की छुट्टियों में कहीं घूमने गए हों, तो उस स्थान का यात्रा वृत्तांत लिखिए (कम से कम 100 शब्द)।

- 1 – कहाँ गए?
- 2 – कैसे गए?
- 3 – वहाँ आपने क्या देखा और किया?
- 4 – आपकी यात्रा से जुड़ा कोई मजेदार अनुभव?

SUBJECT-EVS

Dear Students,

Let's use this summer vacation to explore, observe, and enjoy the world of science around us! Do these activities neatly and happily. 🌱🦋💡

☒ 1. Science Poster (Creative Task – Mandatory)

Make a colourful **science poster on chart paper** on any science topic you love!

You can draw and decorate your poster using crayons, sketch pens, and stickers.

☒ 2. Science Exhibition – Model Preparation

This year you will take part in the **Science Exhibition**.

1. Start preparing a **simple model or project** at home using things like cardboard, paper, plastic bottles, etc.
2. Choose any topic that interests you – nature, animals, environment, water, or anything else from your book.
3. Get help from elders at home and enjoy building your project!

☒ 3. Drawing Practice – NCERT Topics

Draw and colour the following diagrams in your notebook:

1. Parts of a Plant 🌱
2. A Healthy Plate of Food 🍎
3. Different Kinds of Houses 🏠
4. Water Cycle ☁️💧
5. Animals with Different Types of Teeth 🐶🦷
6. A Scene Showing Sources of Water (river, pond, rain) 💧

☒ 4. Let's Learn and Write – Concept Writing (in 4–5 lines each):

Write short answers for the following in your notebook (you can also draw pictures!):

1. What do plants need to grow?
2. Why should we not waste water?
3. Name any 3 animals that live in water.
4. What do you do to stay clean and healthy every day?
5. What are the different meals we eat in a day?
6. Why do we wear cotton clothes in summer?

📝 *Try to write in your own words with neat handwriting!*

Submission Reminder:

Submit your **science notebook and poster** on the **first day after summer vacation**.

SUBJECT-MATHS

1. Write the place and the place value of the following given numbers.

- | | | | |
|-----|---------|------------------------------------------|-------|
| 1) | 554,936 | What place is the selected digit in? | _____ |
| | | What is the value of the selected digit? | _____ |
| 2) | 821,279 | What place is the selected digit in? | _____ |
| | | What is the value of the selected digit? | _____ |
| 3) | 563,182 | What place is the selected digit in? | _____ |
| | | What is the value of the selected digit? | _____ |
| 4) | 497,362 | What place is the selected digit in? | _____ |
| | | What is the value of the selected digit? | _____ |
| 5) | 939,829 | What place is the selected digit in? | _____ |
| | | What is the value of the selected digit? | _____ |
| 6) | 666,758 | What place is the selected digit in? | _____ |
| | | What is the value of the selected digit? | _____ |
| 7) | 223,264 | What place is the selected digit in? | _____ |
| | | What is the value of the selected digit? | _____ |
| 8) | 364,493 | What place is the selected digit in? | _____ |
| | | What is the value of the selected digit? | _____ |
| 9) | 943,552 | What place is the selected digit in? | _____ |
| | | What is the value of the selected digit? | _____ |
| 10) | 946,676 | What place is the selected digit in? | _____ |
| | | What is the value of the selected digit? | _____ |

Successor: The number that comes just after a given number is called successor.

Predecessor: The number that comes just before a given number is called predecessor.

2.Practice questions on successor of a number:

1. What is the successor of 67019?
2. What is the successor of 457590?
- 3.What is the successor of 251989?
4. What is the successor of 445499?
5. What is the successor of 16999?
6. What is the successor of 199999?

3. Practice questions on predecessor of a number:

1. What is the predecessor of 68299?
 2. What is the predecessor of 47810?
 3. What is the predecessor of 172000?
 4. What is the predecessor of 99000?
- What is the predecessor of 544300?
6. What is the predecessor of 654720?

4. Write the symbol > or < as the case may be, in the blanks provided:

- | | | |
|---------------|-------|--------|
| (i) 392 | ----- | 400 |
| (ii) 8119 | ----- | 7989 |
| (iii) 8114 | ----- | 4118 |
| (iv) 6162 | ----- | 6263 |
| (v) 48155 | ----- | 52440 |
| (vi) 55247 | ----- | 56103 |
| (vii) 31509 | ----- | 31507 |
| (viii) 139141 | ----- | 138142 |

(ix) 129556 ----- 99342

(x) 155785 ----- 155786

5. Rewrite the following numbers in the ascending order and descending order.

(i) 94257, 94527, 94752, 94725

(ii) 359421, 354921, 359412, 354912

(iii) 50050, 50500, 55000, 50005

6. Write the place value of the digit underlined in each number.

(i) 67843

(ii) 765432

(iii) 865409


(iv) 736524

(v) 800026

7. What number should be put in the empty box at the centre so that the total is the same in all directions?

1	6	5
8		0
3	2	7

8. Look at the numbers given in the bubble and answer the following questions:



(i) Select two numbers which have total of 7. _____

(ii) Write the biggest 2-digit number you can make. _____

(iii) Write the smallest 3-digit number you can make. _____

(iv) Subtract the smallest 2-digit number from the biggest 2-digit number. _____

9. Using only the numbers 2, 4 and 5, complete each number sentence.

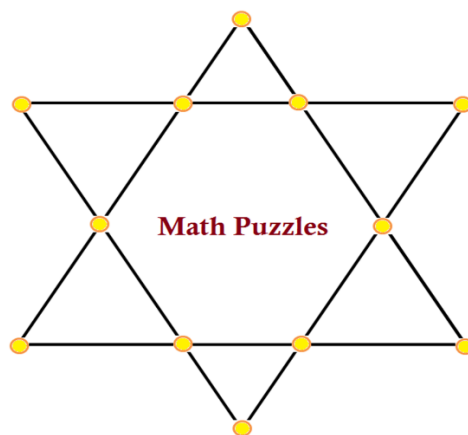
$$\underline{\quad} + \underline{\quad} - \underline{\quad} = 3$$

$$\underline{\quad} \times \underline{\quad} + \underline{\quad} = 22$$

$$\underline{\quad} \times \underline{\quad} + \underline{\quad} = 6$$

10. I am an even number. If you multiply me by myself, you get the same number as when you add me to myself. What number am I? _____

11. In the figure given below, fill in the circles with numbers 1 to 12 in such a way that the sum of each row is 12. Remember: No number should be written twice.



Roman Numerals 1 to 50									
Hindu-Arabic Numerals	Roman Numerals	Hindu-Arabic Numerals	Roman Numerals	Hindu-Arabic Numerals	Roman Numerals	Hindu-Arabic Numerals	Roman Numerals	Hindu-Arabic Numerals	Roman Numerals
1	I	11	XI	21	XXI	31	XXXI	41	XLI
2	II	12	XII	22	XXII	32	XXXII	42	XLII
3	III	13	XIII	23	XXIII	33	XXXIII	43	XLIII
4	IV	14	XIV	24	XXIV	34	XXXIV	44	XLIV
5	V	15	XV	25	XXV	35	XXXV	45	XLV
6	VI	16	XVI	26	XXVI	36	XXXVI	46	XLVI
7	VII	17	XVII	27	XXVII	37	XXXVII	47	XLVII
8	VIII	18	XVIII	28	XXVIII	38	XXXVIII	48	XLVIII
9	IX	19	XIX	29	XXIX	39	XXXIX	49	XLIX
10	X	20	XX	30	XXX	40	XL	50	L

12.Fill in the blank spaces using roman table given above.

- | | |
|------------------------------------------|-----------------------------------------|
| (i) $V + IX = \dots\dots\dots$ | (ii) $IV + XX = \dots\dots\dots$ |
| (iii) $X + IV = \dots\dots\dots$ | (iv) $XIX + VI = \dots\dots\dots$ |
| (v) $XIII + IX = \dots\dots\dots$ | (vi) $XXI + VIII = \dots\dots\dots$ |
| (vii) $XL - XXXIV = \dots\dots\dots$ | (viii) $XLVIII - XIX = \dots\dots\dots$ |
| (ix) $L - XL = \dots\dots\dots$ | (x) $XLI - XXX = \dots\dots\dots$ |
| (xi) $XX - VII = \dots\dots\dots$ | (xii) $XLV - XVII = \dots\dots\dots$ |
| (xiii) $XX + IX = \dots\dots\dots$ | (xiv) $XI + VII = \dots\dots\dots$ |
| (xv) $XVI + XV = \dots\dots\dots$ | (xvi) $XL - XXIII = \dots\dots\dots$ |
| (xvii) $XL - XXIX = \dots\dots\dots$ | (xviii) $XIX - XV = \dots\dots\dots$ |
| (xix) $V \times IX = \dots\dots\dots$ | (xx) $III \times X = \dots\dots\dots$ |
| (xxi) $III \times XIV = \dots\dots\dots$ | (xxii) $L \div V = \dots\dots\dots$ |
| (xxiii) $XV \div III = \dots\dots\dots$ | (xxiv) $XL \div IV = \dots\dots\dots$ |

12. Complete the puzzle with answers in short form.

Down (↓)

1. 144×120

2. $2100 \div 7$

3. 111×112

4. $121 \div 1$

5. $261 \div 9$

Across (→)

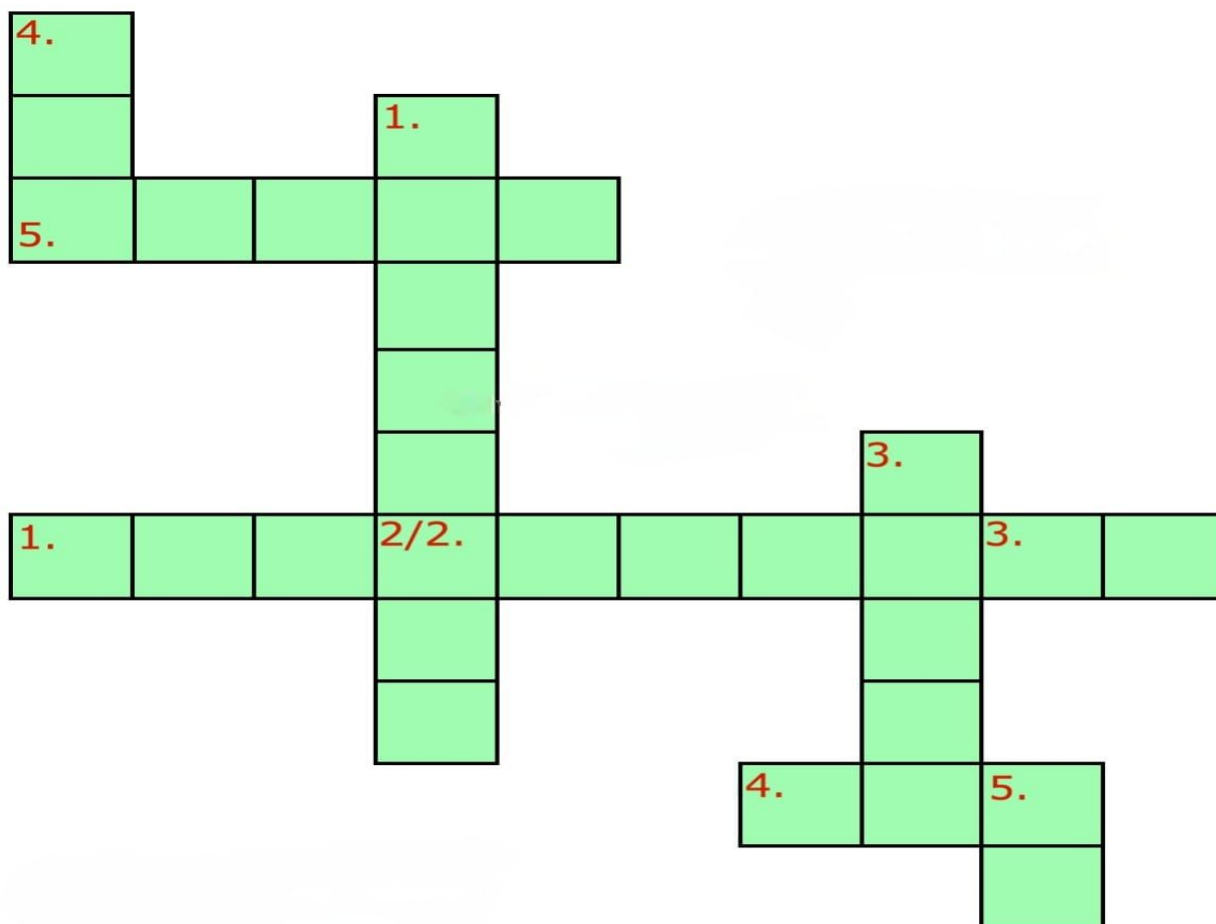
1. 322×2

2. 405×9

3. $448 \div 8$

4. $1266 \div 3$

5. 882×18



SUBJECT-COMPUTER

Cyber Smart Poster – Internet Safety Rules

Create a printed poster titled:

🔒 “Be Cyber Smart – 5 Internet Safety Rules”

Use clear text, drawings/icons (e.g., don’t share passwords, ask before clicking, log out, etc.)

🌟 Colorful, neat, and classroom-display-ready!

PHYSICAL EDUCATION

My Sports Diary (1 Week Challenge)

1. Maintain a daily fitness diary for one week. Write what physical activity you did each day (e.g., yoga, cycling, dancing, running, etc.).

Example Format:

<u>Date</u>	<u>Activity</u>	<u>Duration</u>	<u>How I felt after it</u>
20th April	Skipping Rope	20 mins	Energetic!
21st April	Football Practice	30 mins	Tired but happy

2. Project: Famous Indian Athletes IN

Choose any 2 Indian sports personalities and write a short paragraph (5-6 lines) on each.

Include:

- ❖ Their sport
- ❖ Achievements
- ❖ Why you admire them
- ❖ Paste or draw their pictures

3. Rules & Equipment -Pick any one sport and write:

- ❖ Name of the sport
- ❖ 3 basic rules
- ❖ List of main equipment used
- ❖ Draw or paste pictures

4. Stretch & Breathe (Yoga Time)

Learn and practice 3 simple yoga poses (e.g., Tree Pose, Cobra Pose, Child's Pose).

- ❖ Paste or draw the poses
- ❖ Write one benefit of each pose

5. Quiz Time! (Answer in your notebook)

- Q1. What sport uses a shuttlecock?
Q2. Name a sport that is played in water.
Q3. What color card does a football referee show for a serious foul?
Q4. Which sport is Mary Kom famous for?
Q5. Name any two indoor games.

GENERAL KNOWLEDGE

Theme: "My Green Planet" – Aligned with SDG 13: Climate Action & SDG 15: Life on Land

Instructions:

- You may do the work in a scrapbook, A4 sheets, or your GK notebook.
- Use drawings, photos, cutouts, and colors to make it creative.
- Marks will be given for presentation, effort, accuracy, and creativity.

Tasks: Leaf Library (Activity-Based Learning)

- Collect 5 different leaves from your locality (no plucking from trees).
- Paste them and write:
 - Name of the plant
 - One use or benefit of that plant (e.g., shade, medicinal, food, etc.)
- My Water Pledge (NEP: Values & Environment)

- Create your "Water Warrior Pledge" – write 5 ways you will save water at home.
- Decorate it as a mini-poster.

Quiz Time! (Research-Based Task)

Answer the following questions (you can take help from elders/internet):

- Which country has the most trees?
- What is the largest land animal?
- Name one animal found only in India.
- What is a compost bin, and how does it help the Earth?
- Mini SDG Badge (Integration)
- Draw and design a badge for SDG 13: Climate Action.
- Write what the goal means in your own words.

Assessment Criteria (5 marks each)

- Criteria-Description
- Effort & Creativity-Use of drawings, color, and personal touch
- Research & Accuracy-Information is correct and well-explained
- Presentation-Neatness and clarity
- Understanding of SDG-Child can explain what the goal means

INTEGRATED PROJECT

Subject Integrated Project for Class 4

Theme: *"Be a Climate Hero!"*

SDG Focus: Climate Action (SDG 13)

Subjects Covered:

1. English

- **Activity:** Write a short poem or paragraph titled "If I Could Save the Earth..."
- **Skills:** Creative writing, vocabulary building, sentence construction.

2. Science

- **Activity:** Create a poster showing the causes and effects of climate change (e.g., global warming, melting glaciers, wildfires).
- **Skills:** Observation, explanation, environmental awareness.

3. Mathematics

- **Activity:** Collect and record data (pictograph) on how many plastic bottles or wrappers your home uses in a week. Discuss how reducing it helps the Earth. (Write in the notebook)
- **Skills:** Data collection, graphing, basic arithmetic.

4. Social Studies

- **Activity:** Identify and mark countries on a world map that are most affected by climate change (e.g., Bangladesh, Maldives, Australia).
- **Skills:** Map reading, global awareness, empathy.

5. Art & Craft

- **Activity:** Make a reusable bag or poster using waste materials with the slogan “Go Green!”
- **Skills:** Creativity, fine motor skills, reuse and recycling.

6. Computer

- **Activity:** Make a simple digital drawing about “My Green Planet”.
- **Skills:** Basic computer usage, digital creativity.